greenevo SYNERGY

EQUIPMENT CATALOGUE · 2026

Tape application and labelling machines

Tape applicators, labelling machines, and custom-built machines, matched with the right tape from our range.





Your solutions partner.

www.greenevo.com.my

ABOUT GREENEVO

One partner for the tape and the machine that applies it

Since 2008, Greenevo Synergy has supplied adhesive tapes, foams, release liners, and thermal materials to manufacturers across Malaysia. This catalogue covers the tape applicators and labelling machines we supply—from compact tape heads to floor-standing multi-axis systems and custom-built lines.

Matched to your tape

Each machine takes tape of a set width and roll size. We check that your tape, its liner and its roll suit the machine before you order.

Tape slit to fit

We slit tape to the width and roll length your machine and your part need, so the line runs on rolls made for it.

Configured to your product

Standard models can be adapted—product size, travel, number of heads, feeding, and printing options—and custom-built machines are available.

To recommend a machine, tell us

- What the part is, its size and material
- The tape or label you apply, and where on the part
- The output you need per hour or per shift
- Photos or a drawing of the part, if you have them

+60 3-8726 9999 · WhatsApp +60 12-227 2605 · enquiry@greenevo.com.my







CONTENTS

In this catalogue

Tape applicators 04

Floor-standing rotary-head tape applicator 05
Floor-standing two-axis tape applicator 06
Floor-standing rotary-platform liner-stripping tape applicator 07
Floor-standing three-axis tape applicator 08
Dual-head tape applicator with magnetic unloading 09
Desktop tape applicator 10
Inline conveyor tape applicator 11

Tape heads 12

Tape heads: liner-on, liner-stripping, and waste-rewind 13

Labelling machines 14

Semi-automatic round-bottle labelling machine 15
Automatic positioning round-bottle labelling machine 16
Automatic roll-wrap round-bottle labelling machine 17
Automatic high-precision labelling machine 18
Automatic horizontal round-bottle labelling machine 19
Semi-automatic flat-surface labelling machine 20
Semi-automatic high-precision labelling machine 21
Semi-automatic front-to-back roll-on labelling machine 22
Automatic flat-surface labelling machine 23
Automatic bottom-surface labelling machine 24
Automatic flat-carton labelling machine 25
Automatic lift-platform flat-surface labelling machine 26
Semi-automatic front-to-back roll-on and rotary labelling machine 27
Semi-automatic two-side labelling machine 28
Semi-automatic rotary labelling machine 29
Side print-and-apply labelling machine 30
Roll-to-roll labelling machine 31
Semi-automatic fold-over flag labelling machine 32
Semi-automatic print-and-apply fold-over flag labelling machine 33
Inline conveyor labelling heads 34
High-speed inclined-conveyor top-and-bottom labelling machine 35
Automatic side labelling machine 36
Automatic three-side labelling machine 37
Automatic top-and-bottom surface labelling machine 38
Automatic two-side labelling machine 39
Automatic corner-wrap labelling machine 40
Real-time air-blow print-and-apply labelling machine 41
Vision-guided labelling machine 42
Card-feeding print-and-apply labelling machine with buffer 43
Automatic card-feeding labelling machine 44
Automatic suction sheet-feeding labelling machine 45

Custom-built machines 46

Dual-head card-feeding labelling machine 47
Metal edge-wrapping machine 47
Gantry-mounted tape head 48
Three-head positioning round-bottle labelling machine 48
Three-head flat-surface labelling machine 49
Three-head corner-wrap labelling machine 49
Dual-head label fold-over machine 50
Side and wrap-around labelling machine with automatic discharge 50

SECTION 01 · 7 MODELS

Tape applicators

These machines apply double-sided, transparent, high-temperature, and similar tapes to products held on a worktable by vacuum suction or a fixture, or carried along a conveyor line. The range covers floor-standing, desktop, inline conveyor, and custom-built models, with application accuracy of ±1 mm or ±2 mm and tape widths (liner width) from 3 mm to 50 mm.



Floor-standing rotary-head tape applicator



Overview

The product is held on the worktable by vacuum suction or a fixture, and the machine applies double-sided, transparent, high-temperature, and similar tapes to it. It suits a wide range of applications and tape-application sizes.

How it works

The product is placed on the worktable and the rotating tape head applies the tape, laying multiple strips both horizontally and vertically.

Options

- Custom-built versions are available for special requirements

Specifications

Application accuracy	±1 mm (excluding product and tape tolerances)
Application speed	500 mm/s (depends on product and tape size)
Working range	Application travel 500 × 1000 mm; minimum application length 30 mm
Tape width (liner width)	3–50 mm
Roll core inner diameter	76 mm
Roll outer diameter	250 mm
Overall dimensions	Approx. 1300 × 800 × 1500 mm (L × W × H)
Power supply	220 V / 50 Hz
Weight	220 kg

Typical values for the standard model; product size, travel, and number of heads can be configured to your product.

Sample applications



Floor-standing two-axis tape applicator



Overview

The product is held on the worktable by vacuum suction or a fixture, and the machine applies double-sided, transparent, high-temperature, and similar tapes to it. It suits a wide range of applications and tape-application sizes.

How it works

The product is placed on the worktable. The X axis moves the tape head and the Y axis moves the worktable platform, so the tape is applied as the two axes move.

Specifications

Application accuracy	±1 mm (excluding product and tape tolerances)
Application speed	500 mm/s (depends on product and tape size)
Working range	Application travel 650 × 650 mm; minimum application length 30 mm
Tape width (liner width)	3–50 mm
Roll core inner diameter	76 mm
Roll outer diameter	250 mm
Overall dimensions	Approx. 1100 × 1600 × 1500 mm (L × W × H)
Power supply	220 V / 50 Hz
Weight	220 kg

Typical values for the standard model; product size, travel, and number of heads can be configured to your product.

Sample applications





Floor-standing rotary-platform liner-stripping tape applicator



Overview

The product is held on the worktable by vacuum suction or a fixture, and the machine applies double-sided, transparent, high-temperature, and similar tapes to it. The release liner is stripped from the tape and wound onto a take-up reel. It suits a wide range of applications and tape-application sizes.

How it works

The product is placed on the worktable. The tape is applied while the release liner is rewound, and is then cut automatically. Finally, the product is unloaded.

Specifications

Application accuracy	±1 mm (excluding product and tape tolerances)
Application speed	500 mm/s (depends on product and tape size)
Working range	Application travel 650 × 650 mm
Tape width (liner width)	3–50 mm
Roll core inner diameter	76 mm
Roll outer diameter	250 mm
Overall dimensions	Approx. 1100 × 1600 × 1500 mm (L × W × H)
Power supply	220 V / 50 Hz
Weight	220 kg

Typical values for the standard model; product size, travel, and number of heads can be configured to your product.

Sample applications





Floor-standing three-axis tape applicator



Overview

The product is held on the worktable by suction or a fixture, and the machine applies double-sided, transparent, high-temperature, and similar tapes to it. It suits a wide range of applications and tape-application sizes.

How it works

The product is placed on the worktable. The tape head is driven on three axes (X, Y, and Z), so it can lay tape both forwards and backwards and from side to side.

Options

- Product held by suction or a dedicated fixture
- Product size custom-built to order

Specifications

Application accuracy	±1 mm (excluding product and tape tolerances)
Application speed	500 mm/s (depends on product and tape size)
Product size	Custom-built to order
Tape width (liner width)	3–50 mm
Roll core inner diameter	76 mm
Roll outer diameter	250 mm
Overall dimensions	Approx. 1500 × 1600 × 1500 mm (L × W × H)
Power supply	220 V / 50 Hz
Weight	220 kg

Typical values for the standard model; product size, travel, and number of heads can be configured to your product.

Sample applications



Dual-head tape applicator with magnetic unloading



Overview

Applies tape to the flat face of uneven products that will not sit steadily on their own. It handles double-sided, transparent, high-temperature, and similar tapes. This is a custom-built machine.

How it works

The operator loads products into the fixtures by hand. At the first head, four tape strips are applied at the same time and a magnetic pick-up unloads the finished product. The second tape head then finishes its product, and the pick-up travels along the linear module to unload that one too.

Options

- Custom-built to suit your product

Specifications

Application accuracy	±1 mm (excluding product and tape tolerances)
Application speed	500 mm/s (depends on product and tape size)
Product size	Custom-built to order
Tape width (liner width)	3–50 mm
Roll core inner diameter	76 mm
Roll outer diameter	250 mm
Overall dimensions	Approx. 2000 × 1600 × 1500 mm (L × W × H)
Power supply	220 V / 50 Hz
Weight	260 kg

Typical values for the standard model; product size, travel, and number of heads can be configured to your product.

Detail



Desktop tape applicator



Overview

The product is held on the platform by vacuum suction or a fixture, and the machine applies double-sided, transparent, high-temperature, and similar tapes to it. It suits a wide range of applications.

How it works

The product is loaded by hand. The tape is applied and then cut automatically, and the product is unloaded by hand.

Options

- Automatic loading and unloading can be custom-built on request

Specifications

Application accuracy	±1 mm (excluding product and tape tolerances)
Application speed	500 mm/s (depends on product and tape size)
Working range	Application travel 300 × 300 mm; minimum application length 30 mm
Tape width (liner width)	5–50 mm
Roll core inner diameter	76 mm
Roll outer diameter	250 mm
Overall dimensions	Approx. 800 × 800 × 720 mm (L × W × H)
Power supply	220 V / 50 Hz
Weight	78 kg

Typical values for the standard model; product size, travel, and number of heads can be configured to your product.

Sample applications



Inline conveyor tape applicator



Overview

Applies tape to flat products as they travel along a conveyor line. It handles double-sided, transparent, high-temperature, and similar tapes and suits a wide range of applications.

How it works

The product is loaded onto the conveyor line. The tape is cut to length automatically and applied, and the product is then unloaded.

Options

- Optional automatic feeder to separate products
- Custom-built versions are available in other sizes on request

Specifications

Application accuracy	±2 mm (excluding product and tape tolerances)
Application speed	500 mm/s (depends on product and tape size)
Product size	Custom-built to order
Tape width (liner width)	3–50 mm
Roll core inner diameter	76 mm
Roll outer diameter	250 mm
Overall dimensions	Approx. 1500 × 780 × 1400 mm (L × W × H)
Power supply	220 V / 50 Hz
Weight	150 kg

Typical values for the standard model; product size, travel, and number of heads can be configured to your product.

Sample applications





SECTION 02 · 3 VARIANTS

Tape heads

Tape heads for pairing with tape-application equipment, offered in three variants: liner kept on, liner-stripping, and waste/liner rewind. They take tapes 3–50 mm wide (liner width) on a 76 mm roll core with a roll outer diameter of 250 mm.



Tape heads: liner-on, liner-stripping, and waste-rewind





Overview

Tape heads for pairing with tape-application equipment. Choose the head that suits your application: liner kept on, liner-stripping, or waste/liner rewind.

Specifications

Application accuracy	±1 mm (excluding product and tape tolerances)
Application speed	500 mm/s (depends on product and tape size)
Tape width (liner width)	3–50 mm
Roll core inner diameter	76 mm
Roll outer diameter	250 mm
Overall dimensions	Approx. 600 × 300 × 500 mm (L × W × H)
Weight	8 kg

Typical values for the standard model.

SECTION 03 · 31 MODELS

Labelling machines

Semi-automatic and automatic labelling machines for round bottles; flat, bottom, side, two-side, three-side, top-and-bottom, and corner-wrap labelling; card and sheet feeding; and print-and-apply, fold-over flag, roll-to-roll, and vision-guided applications. Depending on the model, labelling accuracy ranges from ±0.05 mm to ±3 mm and labelling speed reaches up to 200 pcs/min.



Semi-automatic round-bottle labelling machine



Overview

Semi-automatic labelling machine for cylindrical products such as food jars, cosmetic bottles, and chemical bottles. It is offered in two versions to suit the customer's set-up: (A) electro-pneumatic, for customers who already have an air compressor, and (B) all-electric, which is more convenient for customers without one.

How it works

The operator lays the product on its side on the machine. The machine applies the label, triggered either automatically by a sensor or by a foot pedal, and the operator then removes the product and loads the next one.

Options

- Single-label or double-label application; the spacing between the two labels is freely adjustable
- Optional circumferential positioning detection device, for labelling at a set position around the circumference
- Optional ribbon date coder to print the production batch number, date, and similar information on the label, combining coding and labelling in one step to remove a process step and raise production efficiency
- Custom-built versions are available for requirements outside the listed ranges

Specifications

Labelling accuracy	±0.5 mm (excluding product and label tolerances)
Labelling speed	15–30 pcs/min (depends on product and label size)
Product size	Diameter 10–120 mm
Label size	Length 20–400 mm; width (liner width) 20–220 mm
Overall dimensions	Approx. 920 × 480 × 500 mm (L × W × H)
Power supply	220 V / 50 Hz
Weight	45 kg

Typical values for the standard model. Product size, label size, and machine configuration can be adapted to your product.

Automatic positioning round-bottle labelling machine



Overview

Labels cylindrical products that can stand upright, such as food, cosmetic, chemical, and beverage bottles. It applies a single label or two labels, with freely adjustable spacing between the two, and can produce half-wrap or full-wrap labels.

How it works

The product stands upright on the machine and is conveyed to the labelling position. It is rotated one full turn while the label is applied, then discharged.

Options

- Optional circumferential positioning detection device, for labelling at a set position around the circumference
- Optional ribbon date coder to print the batch number, date, and similar information on the label, combining coding and labelling in one step to remove a process step and raise production efficiency
- Custom-built versions are available in other sizes and for labels larger than the listed range

Specifications

Labelling accuracy	±1 mm (excluding product and label tolerances)
Labelling speed	30–60 pcs/min (depends on product and label size)
Product size	Diameter 20–100 mm; height 25–300 mm
Label size	Length 20–320 mm; width (liner width) 15–160 mm
Overall dimensions	Approx. 2100 × 1100 × 1300 mm (L × W × H)
Power supply	220 V / 50 Hz
Weight	185 kg

Typical values for the standard model. Product size, label size, and machine configuration can be adapted to your product.

Automatic roll-wrap round-bottle labelling machine



Overview

Labels cylindrical products that can stand upright, such as food, cosmetic, and chemical bottles. It is suited to single-label application.

How it works

The product stands upright on the machine and is conveyed to the labelling position, where the label is applied. The product is then rolled to wrap and press the label on, and discharged.

Options

- Optional ribbon date coder to print the batch number, date, and similar information on the label, combining coding and labelling in one step to remove a process step and raise production efficiency
- Custom-built versions are available for labels larger than the listed range

Specifications

Labelling accuracy	±2 mm (excluding product and label tolerances)
Labelling speed	60–120 pcs/min (depends on product and label size)
Product size	Diameter 20–100 mm
Label size	Length 20–310 mm; width (liner width) 15–130 mm
Overall dimensions	Approx. 2100 × 1100 × 1300 mm (L × W × H)
Power supply	220 V / 50 Hz
Weight	185 kg

Typical values for the standard model. Product size, label size, and machine configuration can be adapted to your product.

Automatic high-precision labelling machine



Overview

Applies labels to the top, the bottom, or both the top and bottom of a product, as required. Each label is held by vacuum and released onto the product by a puff of air. Suitable for packaging bags, packaging boxes, plastic lids, and electronic products. It reduces process steps and raises production efficiency.

How it works

Products are fed onto the fixtures one at a time and carried to the labelling position, where each label is held by suction and applied to the product.

Options

- Optional date coder to print the production date, batch number, and similar information on the label
- Custom-built versions are available for labels larger than the listed range

Specifications

Labelling accuracy	±0.5 mm (excluding product and label tolerances)
Labelling speed	25–35 pcs/min (depends on product and label size, and on the number of labelling heads)
Product size	Length 20–150 mm; width 20–150 mm; height 0.2–75 mm
Label size	Length 10–60 mm; width (liner width) 8–70 mm
Overall dimensions	Approx. 1800 × 1000 × 1450 mm (L × W × H)
Power supply	220 V / 50 Hz
Air supply	0.4–0.6 MPa
Weight	185 kg

Typical values for the standard model. Product size, label size, and machine configuration can be adapted to your product.

Sample applications



Automatic horizontal round-bottle labelling machine



Shown: B, rolling feed



A, bottle-separating hopper



A, notched separating wheel



B, rolling feed

Overview

Labels cylindrical products that cannot stand stably upright, such as filter cartridges and lipstick tubes, by handling them lying horizontally. Widely used in the food and cosmetics industries.

How it works

Products are loaded into the feed mechanism, separated one at a time, and given a full-wrap or half-wrap label.

Options

- Two feed configurations: (A) bottle-separating feed – hopper with a notched separating wheel; (B) rolling feed
- Optional date coder or inkjet coder to print the production date, batch number, barcode, and similar information on the label
- Custom-built versions are available for labels larger than the listed range

Specifications

Labelling accuracy	±1 mm (excluding product and label tolerances)
Labelling speed	100–200 pcs/min (depends on product and label size)
Product size	Customised to the customer's sample dimensions
Label size	Length 6–250 mm; width (liner width) 6–150 mm
Overall dimensions	Approx. 2000 × 780 × 1400 mm (L × W × H)
Power supply	220 V / 50 Hz
Weight	180 kg

Typical values for the standard model. Product size, label size, and machine configuration can be adapted to your product.

Semi-automatic flat-surface labelling machine



Overview

Semi-automatic machine that labels the top flat surface of products such as packaging bags, packaging boxes, and plastic lids. It uses suction labelling: vacuum and air blow work together, so each label is held by vacuum and then released onto the product by a puff of air.

How it works

The operator places products on the fixture one at a time. Each label is held by suction and then applied to the product.

Options

- Optional date coder to print the production date, batch number, and similar information on the label, which removes a separate process step and raises production efficiency
- Custom-built versions are available for labels larger than the listed range

Specifications

Labelling accuracy	±0.5 mm (excluding product and label tolerances)
Labelling speed	15–25 pcs/min (depends on product and label size)
Product size	Length 20–200 mm; width 20–200 mm; height 0.2–120 mm
Label size	Length 15–100 mm; width (liner width) 15–170 mm
Overall dimensions	Approx. 850 × 410 × 720 mm (L × W × H)
Power supply	220 V / 50 Hz
Weight	41 kg

Typical values for the standard model. Product size, label size, and machine configuration can be adapted to your product.

Sample applications



Semi-automatic high-precision labelling machine





Overview

Semi-automatic machine for high-precision labelling on the top flat surface of products such as packaging bags, packaging boxes, plastic lids, and electronic components. It uses suction labelling: vacuum and air blow work together, so each label is held by vacuum and then released onto the product by a puff of air.

How it works

The operator places products on the fixture one at a time. Each label is held by suction and then applied to the product.

Options

- Optional date coder to print the production date, batch number, and similar information on the label, which removes a separate process step and raises production efficiency
- Custom-built versions are available for labels larger than the listed range

Specifications

Labelling accuracy	±0.3 mm (excluding product and label tolerances)
Labelling speed	15–25 pcs/min (depends on product and label size)
Product size	Length 20–200 mm; width 20–180 mm; height 0.2–75 mm
Label size	Length 10–60 mm; width (liner width) 6–70 mm
Overall dimensions	Approx. 550 × 420 × 780 mm (L × W × H)
Power supply	220 V / 50 Hz
Air supply	0.4–0.6 MPa
Weight	67 kg

Typical values for the standard model. Product size, label size, and machine configuration can be adapted to your product.

Sample applications



Semi-automatic front-to-back roll-on labelling machine



Overview

Semi-automatic labelling machine for applying film to mobile phone cases and for labelling products that take relatively large labels. The label is rolled on, which prevents air bubbles. It reduces process steps and raises production efficiency.

How it works

The product is placed in a fixture that travels front to back under a pressure roller, which rolls the label on without trapping air.

Options

- Optional ribbon date coder to print the production date, batch number, and similar information
- Custom-built versions are available for labels larger than the listed range

Specifications

Labelling accuracy	±0.5 mm (excluding product and label tolerances)
Labelling speed	15–25 pcs/min (depends on product and label size)
Product size	Length 20–150 mm; width 20–150 mm; height 0.2–300 mm
Label size	Length 15–100 mm; width (liner width) 15–170 mm
Overall dimensions	Approx. 850 × 410 × 720 mm (L × W × H)
Power supply	220 V / 50 Hz
Weight	55 kg

Typical values for the standard model. Product size, label size, and machine configuration can be adapted to your product.

Automatic flat-surface labelling machine





Overview

Automatic labelling machine that applies labels to the top flat surface of all kinds of items, such as books, folders, boxes, and cartons. It is widely used in the printing, stationery, food, household, personal-care, and electronics industries, and it reduces process steps and raises production efficiency.

How it works

Products are placed on the conveyor one at a time and carried to the labelling position, where the label is applied to the flat top surface.

Options

- Available in two versions: basic and standard
- Optional date coder or inkjet coder to print the production date, batch number, barcode, and similar information on the label
- Optional conveyor-mounted inkjet coder to print the production date, batch number, barcode, and similar information on the product before or after labelling
- Custom-built versions are available for labels larger than the listed range

Specifications

Labelling accuracy	±1 mm (excluding product and label tolerances)
Labelling speed	40–120 pcs/min (depends on product and label size)
Product size	Length 10–400 mm; width 10–300 mm; height 0.2–150 mm
Label size	Length 6–250 mm; width (liner width) 6–150 mm
Overall dimensions	Approx. 1500 × 1000 × 1350 mm (L × W × H)
Power supply	220 V / 50 Hz
Weight	150 kg

Typical values for the standard model. Product size, label size, and machine configuration can be adapted to your product.

Automatic bottom-surface labelling machine



Overview

Applies labels to the bottom (underside) flat surface of a wide range of products. The product does not need to be turned over beforehand, and the machine can be linked inline with upstream and downstream equipment. Widely used in the food, stationery, household, and personal-care industries.

How it works

Products are placed on the conveyor one at a time and carried to the labelling position, where the label is applied to the bottom surface.

Options

- Optional date coder or inkjet coder to print the production date, batch number, barcode, and similar information on the label
- Optional conveyor-mounted inkjet coder to print the production date, batch number, barcode, and similar information on the product before or after labelling
- Custom-built versions are available for labels larger than the listed range

Specifications

Labelling accuracy	±2 mm (excluding product and label tolerances)
Labelling speed	40–80 pcs/min (depends on product and label size)
Product size	Customised to the customer's sample dimensions
Label size	Length 6–250 mm; width (liner width) 6–150 mm
Overall dimensions	Approx. 1700 × 1000 × 1350 mm (L × W × H)
Power supply	220 V / 50 Hz
Weight	150 kg

Typical values for the standard model. Product size, label size, and machine configuration can be adapted to your product.

Sample applications



Automatic flat-carton labelling machine



Overview

Applies labels or self-adhesive film to the top surface of unformed (flat) cartons and similar flat items, such as paper boxes, folders, and large-format cards. With a different label-pressing mechanism fitted, it can also label uneven surfaces. It suits all kinds of flat products.

How it works

A stack of products is loaded into the sheet feeder, which separates them one at a time and conveys each to the labelling position. After labelling, the products are collected in the outfeed tray.

Options

- Optional date coder, inkjet coder, or printer
- Custom-built versions are available for label sizes outside the listed range

Specifications

Labelling accuracy	±1 mm (excluding product and label tolerances)
Labelling speed	30–60 pcs/min (depends on product and label size)
Product size	Customised to the customer's sample dimensions
Label size	Length 6–250 mm; width (liner width) 6–150 mm
Overall dimensions	Approx. 3000 × 1000 × 1350 mm (L × W × H)
Power supply	220 V / 50 Hz
Weight	230 kg

Typical values for the standard model. Product size, label size, and machine configuration can be adapted to your product.

Sample applications





Automatic lift-platform flat-surface labelling machine



Overview

Labels bags, paper boxes, silicone sheets, and protective films. It suits relatively light products, and a large quantity of products can be loaded at one time.

How it works

Multiple products are stacked on the lifting platform, which rises or lowers to suit the product. The products are picked up by suction and placed on the conveyor, which carries them to the labelling position for labelling. A collection tray then gathers the labelled products.

Options

- Custom-built versions are available for label sizes outside the listed range

Specifications

Labelling accuracy	±1 mm (excluding product and label tolerances)
Labelling speed	30–60 pcs/min (depends on product and label size)
Product size	Customised to the customer's sample dimensions
Label size	Length 6–250 mm; width (liner width) 6–150 mm
Power supply	220 V / 50 Hz
Weight	230 kg

Typical values for the standard model. Product size, label size, and machine configuration can be adapted to your product.

Semi-automatic front-to-back roll-on and rotary labelling machine



Overview

Labels round, square, flat, hexagonal, and triangular bottles on one side or on several sides. Applying the label by rolling prevents air bubbles. Mainly used in the cosmetics, food, and household-products industries, for example on shampoo bottles, beverage bottles, and food bottles.

How it works

The product is placed in a fixture and the label is rolled on. The machine combines front-to-back roll-on labelling with rotary labelling, in which the product is rotated as the label is applied.

Options

- Optional ribbon date coder to print the production date, batch number, and similar information, which removes a process step and raises production efficiency
- Custom-built versions are available for labels larger than the listed range

Specifications

Labelling accuracy	±0.5 mm (excluding product and label tolerances)
Labelling speed	15–25 pcs/min (depends on product and label size)
Product size	Length 20–150 mm; width 20–150 mm; height 0.2–300 mm
Label size	Length 15–100 mm; width (liner width) 15–170 mm
Overall dimensions	Approx. 850 × 410 × 720 mm (L × W × H)
Power supply	220 V / 50 Hz
Weight	59 kg

Typical values for the standard model. Product size, label size, and machine configuration can be adapted to your product.

Semi-automatic two-side labelling machine



Overview

Labels one side or both sides of flat, round, and square bottles. Typical two-side jobs include flat shampoo bottles, flat lubricant bottles, and engine-oil bottles. Labelling both sides at the same time raises production efficiency.

How it works

Products are placed on the conveyor one at a time and carried to the labelling position, where labels are applied to both sides at the same time.

Options

- Optional date coder or inkjet coder to print the production date, batch number, and barcode on the label, which removes a separate process step
- Custom-built versions are available for labels larger than the listed range

Specifications

Labelling accuracy	±1 mm (excluding product and label tolerances)
Labelling speed	25–60 pcs/min (depends on product and label size)
Product size	Length 30–300 mm; width 30–100 mm; height 50–320 mm
Label size	Length 6–300 mm; width (liner width) 6–230 mm
Overall dimensions	Approx. 1600 × 780 × 1400 mm (L × W × H)
Power supply	220 V / 50 Hz
Weight	180 kg

Typical values for the standard model. Product size, label size, and machine configuration can be adapted to your product.

Semi-automatic rotary labelling machine



Overview

Labels round, square, hexagonal, and triangular bottles, and can label several faces of one bottle. Mainly used in the electronics and food industries.

How it works

The product is placed in a fixture and labelled by rotating it while the label is rolled on.

Options

- Optional ribbon date coder to print the production date, batch number, and similar information, which removes a separate process step
- Can be custom-built for tapered bottles
- Custom-built versions are available for labels larger than the listed range

Specifications

Labelling accuracy	±0.5 mm (excluding product and label tolerances)
Labelling speed	15–25 pcs/min (depends on product and label size)
Product size	Length 20–150 mm; width 20–150 mm; height 0.2–300 mm
Label size	Length 15–100 mm; width (liner width) 15–170 mm
Overall dimensions	Approx. 850 × 410 × 720 mm (L × W × H)
Power supply	220 V / 50 Hz
Weight	59 kg

Typical values for the standard model. Product size, label size, and machine configuration can be adapted to your product.

Side print-and-apply labelling machine



Overview

Prints and applies labels to the sides of all kinds of products, such as filled cartons and large drums. Each label can carry QR codes, barcodes, production dates, product specifications, and similar information.

Options

- Choice of printer brand and model
- For label sizes outside the listed range, a different printer model can be selected
- Can be fitted to the customer's existing conveyor, or custom-built as an all-in-one unit with an integrated conveyor

Specifications

Labelling accuracy	±1 mm (excluding product and label tolerances)
Labelling speed	15–30 pcs/min (depends on product, label size, and printer model)
Product size	Not limited by the machine; set by the conveyor line
Label size	Length 20–150 mm; width (liner width) 20–104 mm
Overall dimensions	Approx. 1200 × 1000 × 1350 mm (L × W × H)
Power supply	220 V / 50 Hz
Weight	150 kg

Typical values for the standard model. Product size, label size, and machine configuration can be adapted to your product.

Roll-to-roll labelling machine



Overview

Applies labels onto labels (label-on-label) or onto film (label-on-film). The base roll is unwound, labelled, and rewound in a single pass; rolls with an outer diameter of 300 mm or less can be handled.

How it works

The base roll is mounted on the unwind unit and taken up by the rewind unit; the labelling head, positioned between them, detects each labelling point and applies the label, either by suction or by roll-on application.

Specifications

Labelling accuracy	±0.5 mm (excluding product and label tolerances)
Labelling speed	100–200 pcs/min
Product size	Film rolls up to 300 mm outer diameter
Label size (suction application)	Length 6–100 mm; width (liner width) 6–100 mm
Label size (roll-on application)	Length 6–150 mm; width (liner width) 6–150 mm
Overall dimensions	Approx. 1550 × 720 × 1350 mm (L × W × H)
Power supply	220 V / 50 Hz
Weight	160 kg

Typical values for the standard model. Product size, label size, and machine configuration can be adapted to your product.

Semi-automatic fold-over flag labelling machine



Overview

Semi-automatic labelling machine with a display screen. It folds the label over the product to form a flag label. Typical applications are pipe fittings and tubing, wires and cables, and craft items; example products include power cords, data cables, lollipops, jelly products, and hardware parts. Changing the fixture adapts it to workpieces of different sizes.

How it works

The product is placed on the fixture; the label is held by suction and folded over the product to apply it.

Options

- Interchangeable fixtures for workpieces of different sizes
- Custom-built versions are available for labels larger than the listed range

Specifications

Labelling accuracy	±0.3 mm (excluding product and label tolerances)
Labelling speed	15–25 pcs/min (depends on product and label size)
Product size	Diameter 2.2–6.5 mm or 6.5–10.5 mm (depending on fixture)
Label size	Length 6–28 mm; width (liner width) 20–170 mm
Overall dimensions	Approx. 910 × 800 × 1100 mm (L × W × H)
Power supply	220 V / 50 Hz
Air supply	0.4–0.6 MPa
Weight	80 kg

Typical values for the standard model. Product size, label size, and machine configuration can be adapted to your product.

Sample applications



Semi-automatic print-and-apply fold-over flag labelling machine



Overview

Semi-automatic print-and-apply labelling machine, complete with a display screen and a label printer. It prints each label and folds it over the product as a flag label. Typical applications are pipe fittings and tubing, wires and cables, and craft items; example products include power cords, data cables, lollipops, jelly products, and hardware parts. Changing the fixture adapts it to workpieces of different sizes, and printing and applying in one integrated step raises production efficiency.

How it works

The product is placed on the fixture; the label is printed, held by suction, and folded over the product to apply it.

Options

- Interchangeable fixtures for workpieces of different sizes
- Custom-built versions are available for labels larger than the listed range

Specifications

Labelling accuracy	±0.3 mm (excluding product and label tolerances)
Labelling speed	15–25 pcs/min (depends on product and label size)
Product size	Four fixture ranges: 1–3, 2–5, 3–7, and 4–10 mm (one fixture set supplied as standard)
Label size	Length 30–100 mm; width 20–100 mm
Overall dimensions	Approx. 910 × 800 × 1100 mm (L × W × H)
Power supply	220 V / 50 Hz
Air supply	0.4–0.6 MPa
Weight	80 kg

Typical values for the standard model. Product size, label size, and machine configuration can be adapted to your product.

Inline conveyor labelling heads



A Gantry-mounted flat-surface head

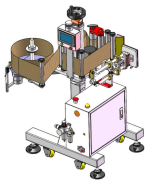

B Side suction head



C Side roll-on head



D Flat-surface roll-on head



E Flat-surface suction head

Overview

Labelling heads built to the customer's requirements and mounted on the customer's own conveyor line. They apply labels to the top (flat) surface or the side of products. Roll-on application suits flat products, and suction application suits products with concave or recessed surfaces.

How it works

The head is mounted above or beside the customer's conveyor line. Products are conveyed to the labelling position, where the label is applied to the top surface or the side.

Options

- Head type A: gantry-mounted flat-surface labelling head
- Head type B: side suction labelling head
- Head type C: side roll-on labelling head
- Head type D: flat-surface roll-on labelling head
- Head type E: flat-surface suction labelling head

Specifications

Labelling accuracy	±1 mm (excluding product and label tolerances)
Labelling speed	1–120 pcs/min
Product size	Depends on the width of the customer's conveyor
Label size (suction application)	Length 6–100 mm; width (liner width) 6–100 mm
Label size (roll-on application)	Length 6–250 mm; width (liner width) 6–150 mm
Overall dimensions	Approx. 1000 × 800 × 1350 mm (L × W × H)
Power supply	220 V / 50 Hz
Weight	80 kg

Typical values for the standard model. Product size, label size, and machine configuration can be adapted to your product.

High-speed inclined-conveyor top-and-bottom labelling machine



Overview

A custom-built machine that labels the top and bottom surfaces of a product at the same time. The conveyor climbs through an inclined section so the labelling heads can reach both the top and the underside.

Options

- Optional conveyor-mounted inkjet coder to print the production date, batch number, barcode, and similar information on the product before or after labelling, which removes a separate process step and raises production efficiency
- Custom-built versions are available in other sizes and for labels larger than the listed range

Specifications

Labelling accuracy	±2 mm (excluding product and label tolerances)
Labelling speed	120–200 pcs/min (depends on product and label size)
Product size	Length 10–400 mm; width 10–300 mm; height 0.2–150 mm
Label size	Length 6–250 mm; width (liner width) 6–150 mm
Overall dimensions	Approx. 2800 × 1000 × 1500 mm (L × W × H)
Power supply	220 V / 50 Hz
Weight	300 kg

Typical values for the standard model. Product size, label size, and machine configuration can be adapted to your product.

Sample applications



Automatic side labelling machine



Overview

Applies labels to the side faces of a wide range of products.

How it works

Products are placed on the conveyor one at a time and carried to the labelling position, where the label is applied to the side.

Options

- Available in two versions: basic and standard
- Optional date coder or inkjet coder to print the production date, batch number, barcode, and similar information on the label
- Optional conveyor-mounted inkjet coder to print the production date, batch number, barcode, and similar information on the product before or after labelling, which removes a process step and raises production efficiency
- The powered top hold-down can be omitted for heavy products
- Custom-built versions are available for labels larger than the listed range

Specifications

Labelling accuracy	±1 mm (excluding product and label tolerances)
Labelling speed	40–120 pcs/min (depends on product and label size)
Product size	Length 10–400 mm; width 10–300 mm; height 0.2–150 mm
Label size	Length 6–250 mm; width (liner width) 6–150 mm
Overall dimensions	Approx. 1500 × 1000 × 1350 mm (L × W × H)
Power supply	220 V / 50 Hz
Weight	150 kg

Typical values for the standard model. Product size, label size, and machine configuration can be adapted to your product.

Sample applications



Automatic three-side labelling machine



Overview

Labels three faces of square or rectangular products. Products can be placed on the conveyor one at a time or flow in directly from other upstream equipment.

How it works

Products are placed on the conveyor one at a time, or flow in from other equipment, and are carried to the labelling position, where they are labelled on three faces.

Options

- Optional date coder, inkjet coder, or printer to print the production date, batch number, barcode, and similar information on the label
- Optional conveyor-mounted inkjet coder to print the production date, batch number, barcode, and similar information on the product before or after labelling
- Custom-built versions are available for labels larger than the listed range

Specifications

Labelling accuracy	±1 mm (bottom surface ±2 mm; excluding product and label tolerances)
Labelling speed	30–60 pcs/min (depends on product and label size)
Product size	Customised to the customer's sample dimensions
Label size	Length 6–250 mm; width (liner width) 6–150 mm
Overall dimensions	Approx. 2000 × 1000 × 1350 mm (L × W × H)
Power supply	220 V / 50 Hz
Power rating	1.7 kW
Weight	230 kg

Typical values for the standard model. Product size, label size, and machine configuration can be adapted to your product.

Automatic top-and-bottom surface labelling machine



Overview

Labels the top and bottom faces of all kinds of paper cartons and plastic boxes, such as boxes for dental floss picks, in one pass. Widely used in the food, stationery, household, and personal-care industries.

How it works

Products are placed on the conveyor one at a time and carried to the labelling position. Labels go onto the top and bottom surfaces at the same time. A label-pressing mechanism suited to each product smooths the labels down, and the products are then discharged.

Options

- Optional date coder, inkjet coder, or printer to print the production date, batch number, barcode, and similar information on the label
- Optional conveyor-mounted inkjet coder to print the production date, batch number, barcode, and similar information on the product before or after labelling
- Custom-built versions are available for labels larger than the listed range

Specifications

Labelling accuracy	±1 mm (bottom surface ±2 mm; excluding product and label tolerances)
Labelling speed	30–60 pcs/min (depends on product and label size)
Product size	Customised to the customer's sample dimensions
Label size	Length 6–250 mm; width (liner width) 6–150 mm
Overall dimensions	Approx. 2000 × 1000 × 1350 mm (L × W × H)
Power supply	220 V / 50 Hz
Weight	230 kg

Typical values for the standard model. Product size, label size, and machine configuration can be adapted to your product.

Automatic two-side labelling machine



Overview

Applies labels to one side or both sides of flat and square bottles, for example flat shampoo bottles, flat lubricant bottles, and engine-oil bottles. Round bottles can be labelled with the optional round-bottle unit. Labelling both sides at once raises production efficiency.

How it works

Products are placed on the conveyor one at a time and carried to the labelling position, where labels go onto both sides at the same time.

Options

- Optional round-bottle labelling unit for half-wrap or full-wrap labelling of round bottles
- Optional date coder or inkjet coder to print the production date, batch number, barcode, and similar information on the label
- Custom-built versions are available for labels larger than the listed range

Specifications

Labelling accuracy	±2 mm on every face, bottom surface included (excluding product and label tolerances)
Labelling speed	60–150 pcs/min (depends on product and label size)
Product size	Length 20–250 mm; width 30–90 mm; height 60–280 mm
Label size	Length 6–200 mm; width (liner width) 6–160 mm
Overall dimensions	Approx. 2500 × 1450 × 1600 mm (L × W × H)
Power supply	220 V / 50 Hz
Weight	280 kg

Typical values for the standard model. Product size, label size, and machine configuration can be adapted to your product.

Automatic corner-wrap labelling machine



Overview

Applies one, two, three, or four seal labels across the closures of a wide range of products, as required. Seals can be applied two on the top face at the same time, one on the top and one on the bottom, or two on the bottom face. The machine runs standalone or linked to a cartoning machine. Widely used in the electronics and toy industries.

How it works

Products are placed on the conveyor one at a time, or fed in from a cartoning machine, and conveyed to the labelling position, where the label is applied around a 90° corner. The material used to press the label down is chosen to suit how stiff the label is.

Options

- Available in two versions: basic and standard
- 1, 2, 3, or 4 seal labels per product
- Seal configurations: two on the top face, one top and one bottom, or two on the bottom face
- Runs standalone or connected to a cartoning machine
- This machine type is custom-built to the customer's sample dimensions

Specifications

Labelling accuracy	±1 mm (excluding product and label tolerances)
Labelling speed	40–80 pcs/min (depends on product and label size)
Product size	Customised to the customer's sample dimensions
Label size	Length 6–50 mm; width (liner width) 6–50 mm
Overall dimensions	Approx. 1700 × 1000 × 1350 mm (L × W × H)
Power supply	220 V / 50 Hz
Weight	150 kg

Typical values for the standard model. Product size, label size, and machine configuration can be adapted to your product.

Real-time air-blow print-and-apply labelling machine



Overview

Prints labels in real time and blows them onto products, so it suits irregular or uneven products such as clothing, frozen products, and fruit and vegetables. It prints QR codes, barcodes, production dates, product specifications, and similar information.

How it works

Products are placed on the conveyor and carried to the labelling position. The printer receives the print data and prints the label, and a jet of air blows it onto the product. The label-pressing mechanism is chosen to suit the characteristics of each product, and the product is then discharged.

Options

- Choice of printer brand and model
- For label sizes outside the listed range, a different printer model can be selected
- Can be fitted to the customer's existing conveyor, or custom-built as an all-in-one unit with an integrated conveyor

Specifications

Labelling accuracy	±3 mm (excluding product and label tolerances)
Labelling speed	10–15 pcs/min (depends on product, label size, and printer model)
Product size	Not limited by the machine; set by the conveyor line
Label size	Length 20–150 mm; width (liner width) 20–104 mm
Overall dimensions	Approx. 1200 × 1000 × 1350 mm (L × W × H)
Power supply	220 V / 50 Hz
Weight	160 kg

Typical values for the standard model. Product size, label size, and machine configuration can be adapted to your product.

Vision-guided labelling machine



Overview

A vision-guided labelling machine with precise positioning and high labelling accuracy, designed for precision die-cut parts that are difficult to apply accurately. Widely used in the electronics industry, for example on chargers, PCBs, and irregular-shaped products.

How it works

The product is loaded and stops at the vision-guided labelling position. The label feeder presents a label, and the XYZR-axis module picks it up. The upper camera and then the lower camera each capture an image for positioning, and the label is applied to the product.

Options

- Optional multi-head configuration
- Optional label printing
- Custom-built versions are available for labels larger than the listed range

Specifications

Labelling accuracy	±0.05 mm (excluding product and label tolerances)
Labelling speed	15–25 pcs/min (depends on product and label size)
Product size	Length 10–200 mm; width 10–200 mm; height 0.2–150 mm
Label size	Length 6–90 mm; width (liner width) 6–100 mm
Overall dimensions	Approx. 1500 × 1000 × 1350 mm (L × W × H)
Power supply	220 V / 50 Hz
Weight	180 kg

Typical values for the standard model. Product size, label size, and machine configuration can be adapted to your product.

Sample applications



Card-feeding print-and-apply labelling machine with buffer



Overview

Prints and applies labels to the top surface of all kinds of cards, bags, and boxes, such as scratch cards, cinema tickets, paper cards, cartons, and PE bags. Widely used in the printing, stationery, food, household, and personal-care industries. Each label can carry QR codes, barcodes, production dates, product specifications, and similar information.

How it works

A stack of products is placed on the card feeder, which separates them one at a time and conveys each to the labelling position. The printer receives the data and prints and applies the label, and finished products are collected in the outfeed tray.

Options

- Choice of printer brand and model
- For label sizes outside the listed range, a different printer model can be selected
- Can be fitted to the customer's existing conveyor, or custom-built as an all-in-one unit with an integrated conveyor

Specifications

Labelling accuracy	±1 mm (excluding product and label tolerances)
Labelling speed	30–60 pcs/min (depends on product, label size, and printer model)
Product size	Not limited by the machine; set by the conveyor line
Label size	Length 20–150 mm; width (liner width) 20–104 mm
Overall dimensions	Approx. 2200 × 1000 × 1350 mm (L × W × H)
Power supply	220 V / 50 Hz
Weight	200 kg

Typical values for the standard model. Product size, label size, and machine configuration can be adapted to your product.

Automatic card-feeding labelling machine



Overview

Labels the top surface of bags, colour boxes, hang tags, and other flat products.

How it works

A stack of products is loaded onto the card feeder, which separates them one at a time and conveys each to the labelling position. Labelled products are collected in the outfeed tray.

Options

- Optional date coder, inkjet coder, or printer
- Custom-built versions are available for label sizes outside the listed range

Specifications

Labelling accuracy	±1 mm (excluding product and label tolerances)
Labelling speed	40–120 pcs/min (depends on product and label size)
Product size	Length 40–300 mm; width 40–300 mm
Label size	Length 6–250 mm; width (liner width) 6–150 mm
Overall dimensions	Approx. 2200 × 800 × 1350 mm (L × W × H)
Power supply	220 V / 50 Hz
Weight	180 kg

Typical values for the standard model. Product size, label size, and machine configuration can be adapted to your product.

Automatic suction sheet-feeding labelling machine



Overview

Separates relatively soft bags and irregular-shaped flat products from a stack one at a time and labels their top surface.

How it works

A stack of products is placed on the sheet-feeding conveyor. Suction picks them off one at a time and transfers them to the labelling conveyor, where each one is labelled. Labelled products are collected in the outfeed tray.

Options

- Optional date coder, inkjet coder, or printer
- Custom-built versions are available for label sizes outside the listed range

Specifications

Labelling accuracy	±1 mm (excluding product and label tolerances)
Labelling speed	30–50 pcs/min (depends on product and label size)
Product size	Length 60–400 mm; width 40–400 mm
Label size	Length 6–250 mm; width (liner width) 6–150 mm
Overall dimensions	Approx. 2800 × 800 × 1350 mm (L × W × H)
Power supply	220 V / 50 Hz
Weight	180 kg

Typical values for the standard model. Product size, label size, and machine configuration can be adapted to your product.

Sample applications





SECTION 04 · 8 EXAMPLES

Custom-built machines

Examples of non-standard machines built to customer requirements, including multi-head labelling machines, a gantry-mounted tape head, a label fold-over machine, and a metal edge-wrapping machine. No standard specifications are listed for these models, because each one is built around the customer's product and application.



Dual-head card-feeding labelling machine



Custom-built labelling machine that feeds cards or flat sheets one at a time from a stack and applies labels with two labelling heads along one conveyor, so each product receives two labels in a single pass.

Metal edge-wrapping machine



Custom-built automation cell for wrapping the edges of metal parts, designed around a customer's part and process.

Built to order around your product—share a sample or drawing and we will propose a layout.

Gantry-mounted tape head



Custom-built tape head mounted on a gantry frame for automatic tape application. It has a cable drag chain for its moving axis, a work platform below the head, and a separate electrical control cabinet.

Three-head positioning round-bottle labelling machine



Custom-built inline labelling machine that applies labels at set positions on round bottles, with three labelling stations along the conveyor. It has a bottle-separating wheel at the infeed, a touchscreen control panel, and a stainless-steel cabinet base.

Built to order around your product—share a sample or drawing and we will propose a layout.

Three-head flat-surface labelling machine



Custom-built flat-surface labelling machine with three labelling heads on an inline conveyor, applying several labels to the top surface of each product in one pass. It has a touchscreen control panel and a stainless-steel cabinet base on castors.

Three-head corner-wrap labelling machine



Custom-built labelling machine with three labelling heads over a belt conveyor, applying labels that wrap around a corner or edge of the product. It has a stand-mounted control panel, a discharge chute, and a stainless-steel cabinet base.

Built to order around your product—share a sample or drawing and we will propose a layout.

Dual-head label fold-over machine



Custom-built machine with two labelling heads for label fold-over applications, where each label is folded in half.

Side and wrap-around labelling machine with automatic discharge



Custom-built labelling machine that combines side labelling and wrap-around labelling, and discharges finished products automatically.

Built to order around your product—share a sample or drawing and we will propose a layout.

greenevo SYNERGY

Your solutions partner.

No 12A, Jalan 2, Kws Perindustrian Lekas 18, 43500 Semenyih, Selangor, Malaysia

T +60 3-8726 9999
WhatsApp +60 12-227 2605
enquiry@greenevo.com.my
www.greenevo.com.my

Greenevo Synergy Sdn Bhd (201201015176) · Greenevo Synergy Industries Sdn Bhd (201501036724). Specifications are typical values and may change without notice. Photos are for illustration.